

SSM098L



Project:

Type:

Prepared By:

Date:

FEATURES

- High Pressure Die Cast, Powder Coated Aluminum Housing
- Poly carbonate optical lens
- Quick-Mount bracket standard
- Emergency backup driver for optional
- Integrated Motion Sensor for optional
- Long-life, high-efficiency surface mounting LEDs
- L70>50,000 Hours Rated Lifespan
- 5-year Warranty
- Ambient Temperature -35 to 40 ° C
- Fixture Protection Class IP64

APPLICATIONS:

- Shopping centers
- Warehouse
- parking garage

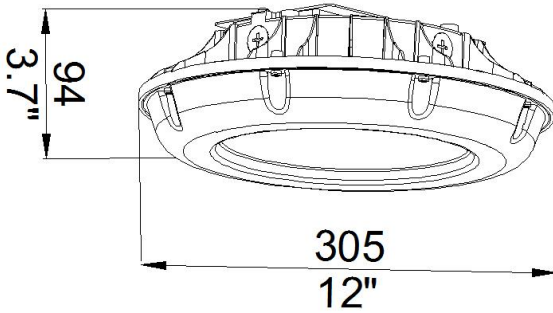


LED/DRIVER

- Universal Input Voltage 120-277Vac 50/60Hz
- UL Class 2 Output
- Power Factor > 0.90
- THD < 20%
- CRI > 70
- CCT `: 4000K/5000K

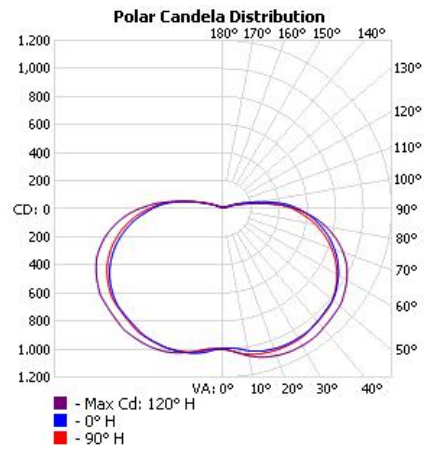
ITEM NO	Input Wattage	Input Voltage	LED Module	Delivered Lumens	Luminaire Efficacy	COLOR TEMP(CCT)	DLC Qualified
SSM098L34	34W	120-277V	8	4080 LM	120 LM/W	4000K	√
SSM098L34	34W	120-277V	8	4080 LM	120 LM/W	5000K	√
SSM098L42	42W	120-277V	8	5040 LM	120 LM/W	4000K	√
SSM098L42	42W	120-277V	8	5040 LM	120 LM/W	5000K	√
SSM098L53	53W	120-277V	8	6360 LM	120 LM/W	4000K	√
SSM098L53	53W	120-277V	8	6360 LM	120 LM/W	5000K	√

DIMENSIONS



34W/42W/53W

PHOTOMETRICS



PARTS

Motion Sensor

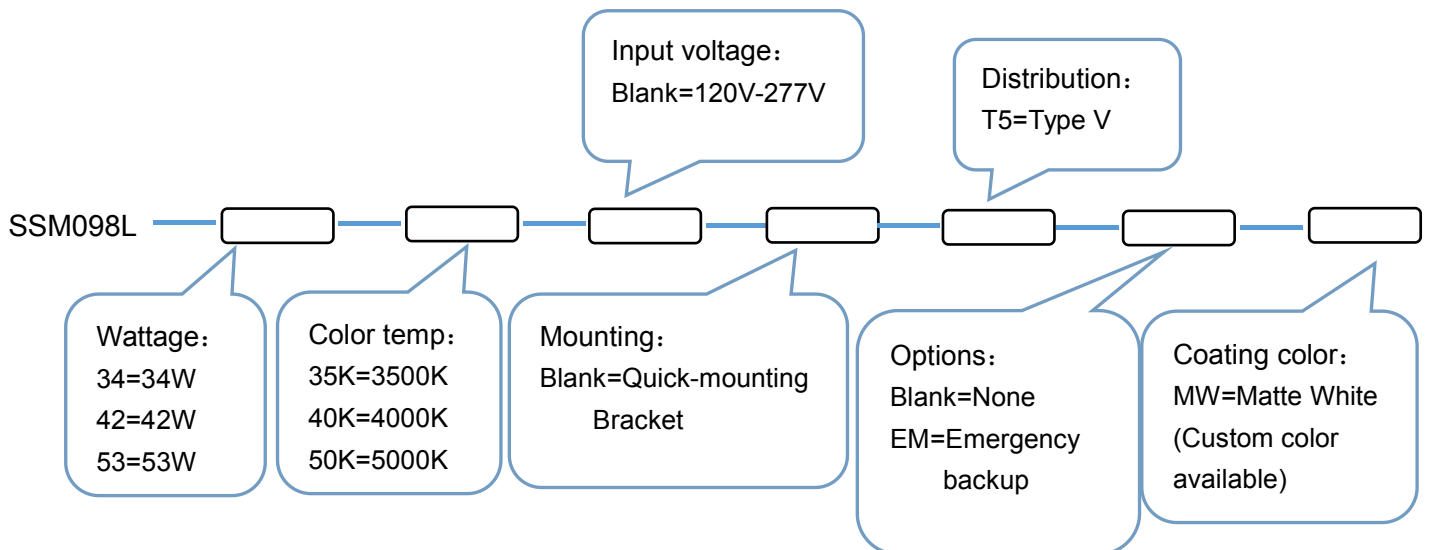


SHIPPING DATA

Package: 33.5x33.5x14.5 CM

Approximate Net Weight: 1.9 KG

ORDERING CODES



Example: SSM098L-53-50K-QB-MW