

SHB401L



Project:

Type:

Prepared By:


Date:

FEATURES

- High Pressure Die Cast, Powder Coated Aluminum Housing
- Polycarbonate Lens; beam angle 60°, 110°, 120°
- Hook Mount standard, Down rod for optional
- Aluminum reflectors for optional
- Long-life, high-efficiency surface mounting LEDs
- L70>50,000 Hours Rated Lifespan
- 5-year Warranty
- Ambient Temperature -35 to 40 °C
- Fixture Protection Class IP65
- ETL Wet Location Listed

APPLICATIONS:

- Factories
- Foundries
- Machines shops
- Warehouse

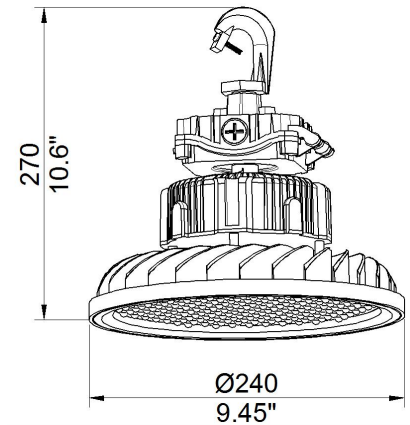


LED/DRIVER

- Universal Input Voltage 120-277Vac 50/60 Hz
- Line to Earth 4KV Surge Protection
- IP65 Rated LED Driver
- Power Factor > 0.90
- THD < 20%
- CRI > 70
- CCT : 4000K/5000K

ITEM NO	Input Wattage	Input Voltage	LED Module	Delivered Lumens	Luminaire Efficacy	COLOR TEMP(CCT)
SHB401L150	150W	120-277V	1	18750 LM	125 LM/W	5000 K

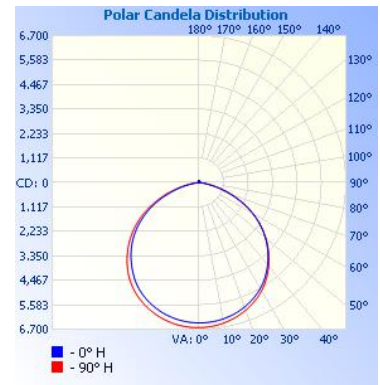
DIMENSIONS



150W

PHOTOMETRICS

V120 Beam Spread



PART

Aluminum reflectors

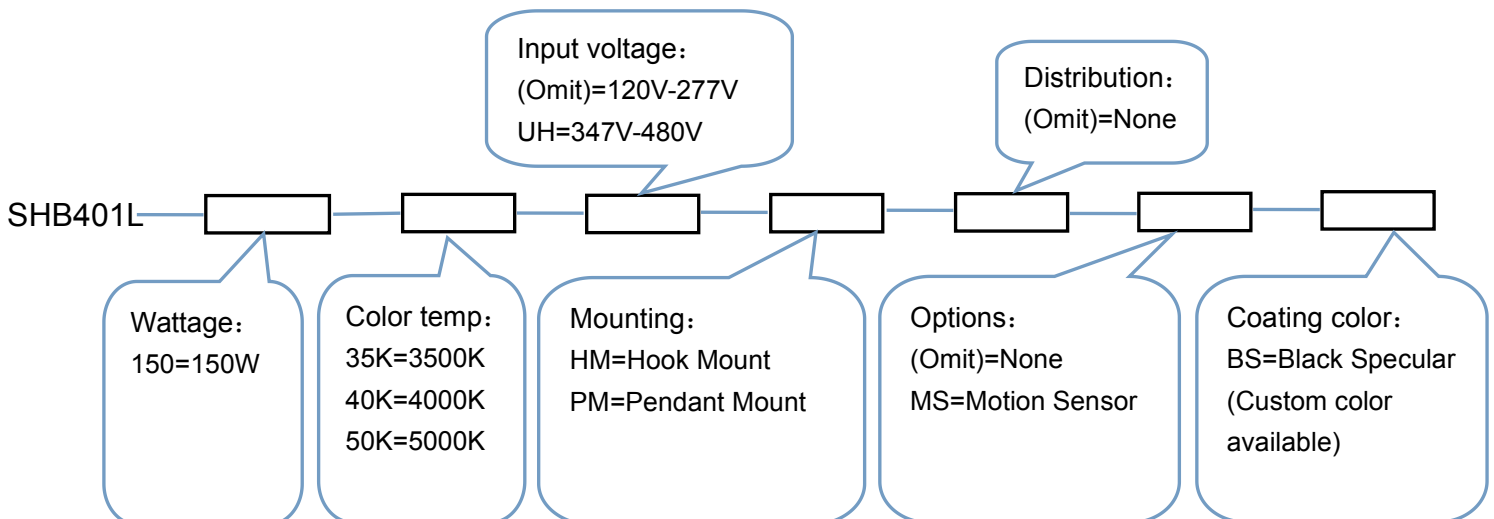


SHIPPING DATA

Package: 28X28X24 CM

Approximate Net Weight: 3.5 KG

ORDERING CODES



Typical Order Example: SHB401L-150-50K-HM-MW